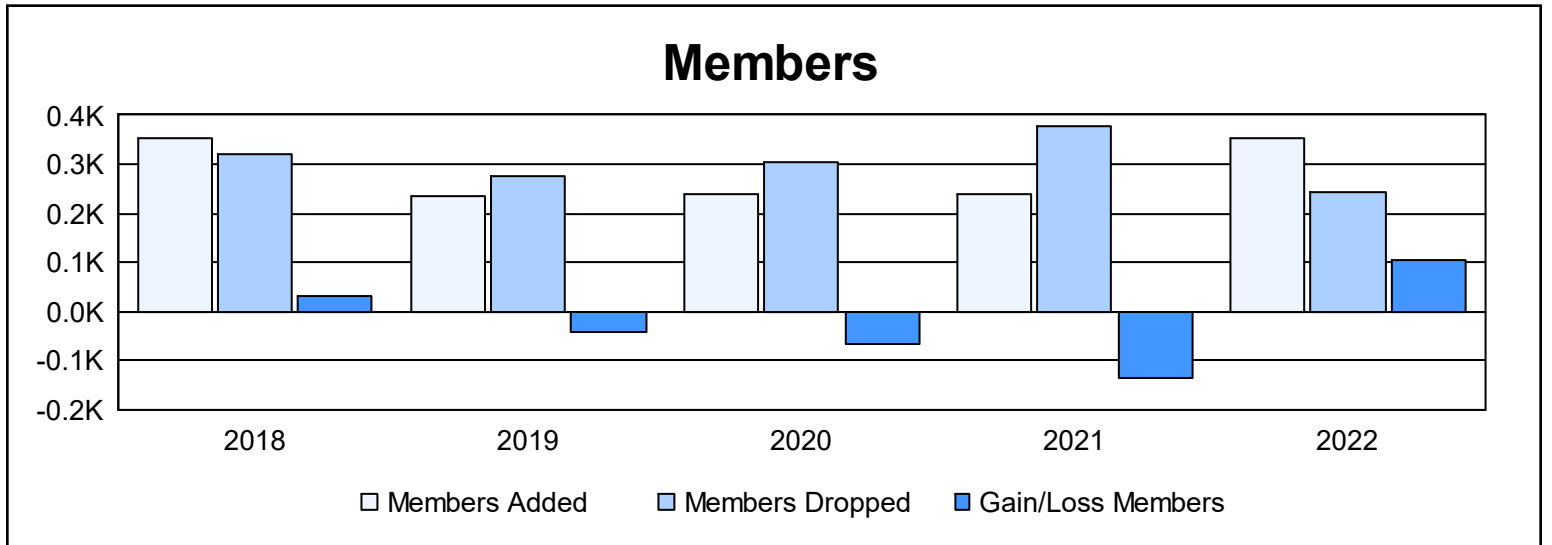
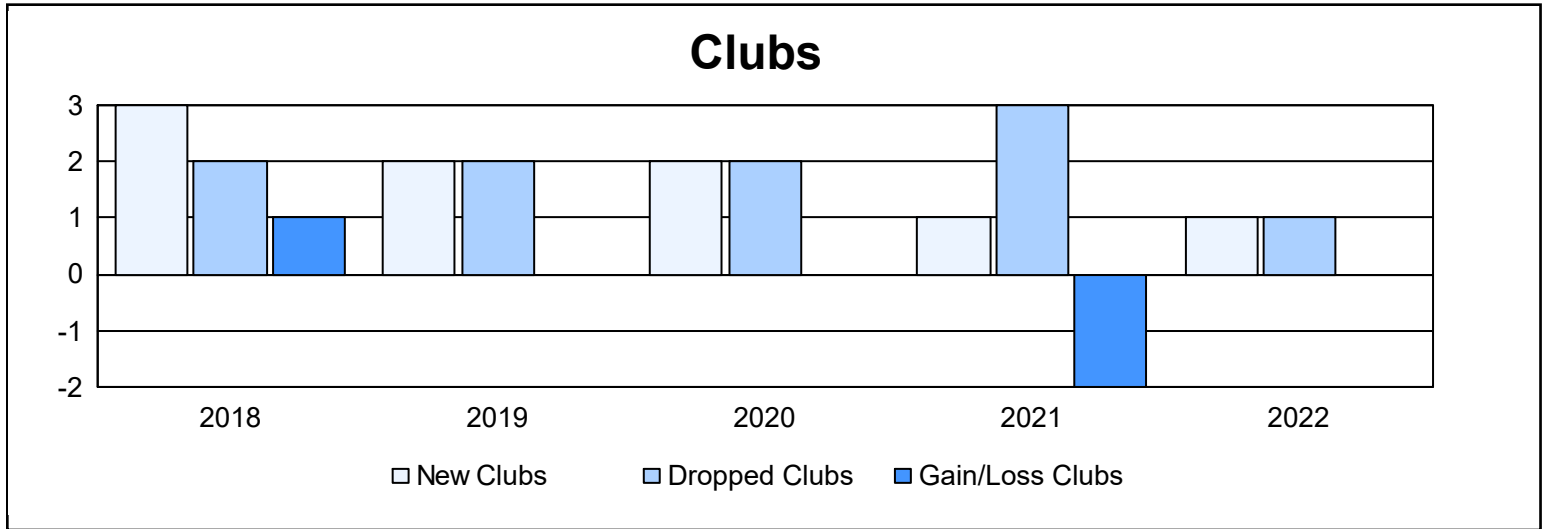
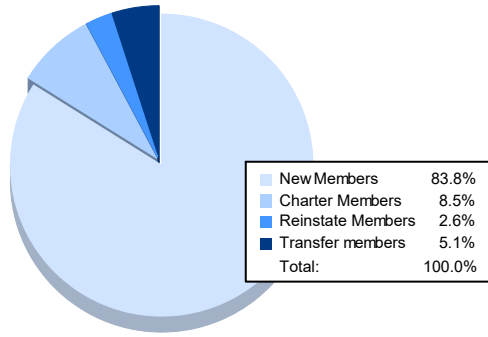


Year	New Clubs	Dropped Clubs	Gain/ Loss Clubs	New Members	Charter Members	Reinstate Members	Transfer Members	Total Member Added	Total Members Dropped	Gain/ Loss Members
2017-2018	3	2	1	244	98	4	5	351	320	31
2018-2019	2	2	0	167	47	12	10	236	277	-41
2019-2020	2	2	0	181	43	9	4	237	304	-67
2020-2021	1	3	-2	197	22	21	1	241	376	-135
2021-2022	1	1	0	294	30	9	18	351	245	106
<b>Average</b>	<b>2</b>	<b>2</b>	<b>0</b>	<b>217</b>	<b>48</b>	<b>11</b>	<b>8</b>	<b>283</b>	<b>304</b>	<b>-21</b>



### Membership Composition June 2022 Cumulative



### Gender Composition June 2022 Cumulative

